



# INOX MANUAL TRANSFER PUMP for UREA-AdBlue (flow rate 8 L/Min)

Mod. 821 INOX PUMP for UREA-AdBlue complete with rigid spout  
Mod. 822 INOX PUMP for UREA-AdBlue complete with manual nozzle  
Mod. 823 INOX PUMP for UREA-AdBlue complete with electronic flow meter





**Mod. 840/N**  
**Rotating pump**  
without discharge hose  
with adapter 2”F-70x6 2”F-56x4

**Mod. 840/C**  
**Rotating pump**  
with 2,5m discharge hose  
with adapter 2”F-70x6 2”F-56x4

**Mod. 840/DGT3000**  
**Rotating pump**  
with electronic flow meter  
with adapter 2”F-70x6 2”F-56x4

**Blue**   
**PUMPS**

# MANUAL UREA-AdBlue pump for 200 litres drums (flow rate: 15L/Min)

Mod. 824/C



Mod. 824/C

**Manual UREA-AdBlue pump  
COMPLETE for 200litres drums**

- Suction pipe with adapters 2" F-70x6 2" F-56x4
- 2,5m discharge hose with INOX spout

Mod. 824/N

**Manual UREA-AdBlue pump  
for 200litres drums**

- Suction pipe with adapters 2" F-70x6 2" F-56x4



Mod. 824/N

# AIR OPERATED INOX PUMP for UREA-AdBlue for 200 litres drums

Mod. 381/C

## AIR OPERATED INOX PUMP for UREA-AdBlue complete

- 0.8m suction hose with foot valve
- 3m discharge hose with inox connectors
- pressure reducer
- plastic manual nozzle
- fixing nut for 200 litres drums

**Flow rate: 16 L/Min.**

**Pump ratio 3:1 - Max 5 bar**



**OPTIONAL:**

Mod. 382/02

Nozzle with electronic flow meter



# AIR OPERATED INOX PUMP for UREA-AdBlue (wall mounted)

Mod. 382/C

## AIR OPERATED INOX PUMP for UREA-AdBlue complete

- 2.5m suction hose with foot valve
- 3m discharge hose with inox connectors
- pressure reducer
- plastic manual nozzle
- fixing bracket

**Flow rate: 16 L/Min.**

**Pump ratio 3:1 - Max 5 bar**



### OPTIONAL:

Mod. 382/02


Nozzle with electronic flow meter





Mod. 4000/12N  
**12V UREA-AdBlue pump**  
with hose connectors and foot valve

Mod. 4000/24N  
**24V UREA-AdBlue pump**  
with hose connectors and foot valve



Mod. 4000/12C  
**12V UREA-AdBlue pump COMPLETE**

- 2,5m suction hose and foot valve
- 2,5m discharge hose
- Plastic manual nozzle

Mod. 4000/24C  
**24V UREA-AdBlue pump COMPLETE**

- 2,5m suction hose and foot valve
- 2,5m discharge hose
- Plastic manual nozzle

### Technical data:

Max duty: 30min. - max pressure 1,5bar - 2800rpm - 18amp 12V - 9amp 24V

Self priming membrane electric pumps - 2m electric cable with clamps and On/Off Switch

# 220V UREA-AdBlue pumps

Flow rate: 40 L/Min.



**Mod. 5000/N**  
**220V UREA-AdBlue pump**  
**with hose connectors and foot valve**




**Mod. 5000/C**  
**220V UREA-AdBlue pump COMPLETE**

- 2,5m suction hose and foot valve
- 2,5m discharge hose
- Plastic manual nozzle

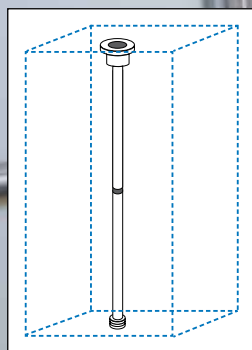
**Technical data:**

Max pressure 1,5bar - 2900 rpm - 370 Watt

Self priming membrane electric pumps - 2m electric cable with plug and On/Off Switch



Self priming  
membrane  
electric pumps



**Mod. 4100/12C**  
**12V UREA-AdBlue COMPLETE pump**


- 1,5m suction hose with Sec connector and suction kit
- 4m discharge hose
- Plastic manual nozzle
- INOX Base for 1000L tanks

**Mod. 4100/24C**  
**24V UREA-AdBlue COMPLETE pump**

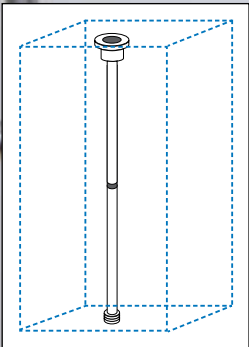
- 1,5m suction hose with Sec connector and suction kit
- 4m discharge hose
- Plastic manual nozzle
- INOX Base for 1000L tanks

**Mod. 5100/C**  
**220V UREA-AdBlue COMPLETE pump**

- 1,5m suction hose with Sec connector and suction kit
- 4m discharge hose
- Plastic manual nozzle
- INOX Base for 1000L tanks



Self priming  
membrane  
electric pumps



**Mod. 4200/12C**  
**12V UREA-AdBlue COMPLETE pump**


- Electronic flow meter
- 1,5m suction hose with Sec connector and suction kit
- 4m discharge hose
- Automatic nozzle
- INOX Base for 1000L tanks

**Mod. 4200/24C**  
**24V UREA-AdBlue COMPLETE pump**

- Electronic flow meter
- 1,5m suction hose with Sec connector and suction kit
- 4m discharge hose
- Automatic nozzle
- INOX Base for 1000L tanks

**Mod. 5200/C**  
**220V UREA-AdBlue COMPLETE pump**

- Electronic flow meter
- 1,5m suction hose with Sec connector and suction kit
- 4m discharge hose
- Automatic nozzle
- INOX Base for 1000L tanks



Self priming  
membrane  
electric pumps




SUCTION:  
from bottom valve

220V

- Mod. 4150/12C**  
**12V UREA-AdBlue COMPLETE pump**
- 2m suction hose with connector 60X6F to be fixed to the bottom valve of the tank
  - 4m discharge hose
  - Plastic manual nozzle
  - INOX Base for 1000L tanks

- Mod. 4150/24C**  
**24V UREA-AdBlue COMPLETE pump**
- 2m suction hose with connector 60X6F to be fixed to the bottom valve of the tank
  - 4m discharge hose
  - Plastic manual nozzle
  - INOX Base for 1000L tanks

- Mod. 5150/C**  
**220V UREA-AdBlue COMPLETE pump**
- 2m suction hose with connector 60X6F to be fixed to the bottom valve of the tank
  - 4m discharge hose
  - Plastic manual nozzle
  - INOX Base for 1000L tanks



Self priming  
membrane  
electric pumps




- Mod. 4250/12C**  
**12V UREA-AdBlue COMPLETE pump**
- Electronic flow meter
  - 2m suction hose with connector 60X6F to be fixed to the bottom valve of the tank
  - 4m discharge hose
  - Automatic nozzle
  - INOX Base for 1000L tanks

- Mod. 4250/24C**  
**24V UREA-AdBlue COMPLETE pump**
- Electronic flow meter
  - 2m suction hose with connector 60X6F to be fixed to the bottom valve of the tank
  - 4m discharge hose
  - Automatic nozzle
  - INOX Base for 1000L tanks

- Mod. 5250/C**  
**220V UREA-AdBlue COMPLETE pump**
- Electronic flow meter
  - 2m suction hose with connector 60X6F to be fixed to the bottom valve of the tank
  - 4m discharge hose
  - Automatic nozzle
  - INOX Base for 1000L tanks

# I2-24-220V UREA-AdBlue pumps for 200 Litres tanks - Flow rate: 40 L/Min.

Self priming  
membrane  
electric pumps



**Mod. 4050/I2C**  
**12V UREA-AdBlue COMPLETE pump**

- 1,5m suction hose with Sec connector and suction kit
- 2.5m discharge hose
- Plastic manual nozzle
- INOX Base for 200L drums


**Mod. 4050/24C**  
**24V UREA-AdBlue COMPLETE pump**

- 1,5m suction hose with Sec connector and suction kit
- 2.5m discharge hose
- Plastic manual nozzle
- INOX Base for 200L drums

**Mod. 5050/C**  
**220V UREA-AdBlue COMPLETE pump**

- 1,5m suction hose with Sec connector and suction kit
- 2.5m discharge hose
- Plastic manual nozzle
- INOX Base for 200L drums

## Self priming membrane electric pumps



Mod. **SECBOX/ADB/12V**  
**12V Urea-AdBlue PUMPS (40 L/MIN.)**

- Electronic flow meter (Mod.DGT3000)
- 2,5m suction hose with foot valve
- 4m discharge hose with automatic fuel nozzle
- Security metal box with lock

(Dimensions: 64 x 44 x 31cm)

Mod. **SECBOX/ADB/24V**  
**24V Urea-AdBlue PUMPS (40 L/MIN.)**

- Electronic flow meter (Mod.DGT3000)
- 2,5m suction hose with foot valve
- 4m discharge hose with automatic fuel nozzle
- Security metal box with lock

(Dimensions: 64 x 44 x 31cm)

Mod. **SECBOX/ADB/220V**  
**220V Urea-AdBlue PUMPS (40 L/MIN.)**

- Electronic flow meter (Mod.DGT3000)
- 2,5m suction hose with foot valve
- 4m discharge hose with automatic fuel nozzle
- Security metal box with lock

(Dimensions: 64 x 44 x 31cm)



Mod. **709/AdBlue**  
**Manual plastic UREA-AdBlue nozzle**  
 with hose connector ext.diam.20mm

Mod. **709/AdBlue25**  
**Manual plastic UREA-AdBlue nozzle**  
 with hose connector ext.diam.25mm



Mod. **729/AdBlue**  
**Automatic UREA-AdBlue nozzle**  
 • with swivel connector  
 • INOX hose connector ext.diam.20mm  
 Max flow rate: 40L/Min. (do not use for gravity)



Mod. **729/AdBluePL**  
**Automatic UREA-AdBlue nozzle**  
 PLASTIC BODY  
 • with swivel connector  
 • INOX hose connector ext.diam.20mm  
 Max flow rate: 40L/Min. (do not use for gravity)



Mod. **759/AdBluePL**  
**Automatic UREA-AdBlue nozzle**  
 PLASTIC BODY  
 • with electronic inlet meter  
 • with swivel connector  
 • INOX hose connector ext.diam.20mm  
 Max flow rate: 40L/Min. (do not use for gravity)



Mod. **DGT3000**  
**UREA-AdBlue Electronic flow meter**  
 Inlet/Outlet: 1" M + INOX Female connection 1"  
 Flow rate: Min.6L/Min. - Max.100L/Min.  
 Max pressure: 10bar  
 Display: partial 5 digits - total 6 digits  
 Frontal display can be differently positioned



Mod. **902/SPEC20**  
**UREA-AdBlue special rubber hose**  
 I.D. 20mm – E.D. 26mm  
 Rools: 25m - Max pressure: 10bar

Mod. **902/SPEC25**  
**UREA-AdBlue special rubber hose**  
 I.D. 25mm – E.D. 35mm  
 Rools: 25m - Max pressure: 10bar



Mod. 3000/B200  
**INOX Base for 200L drums**



Mod. 4000/BI000  
**INOX Base for 1000L tanks**  
Vertical position

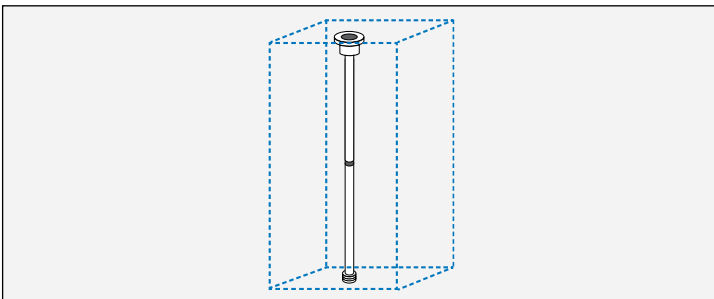


Mod. GVT/KIT  
**GRAVITY KIT for 1000L tanks**

- 4m special rubber hose I.D.25mm
- UREA-AdBlue plastic manual nozzle
- Connector 60x6F with hose connector diam.25mm



Mod. UREA/CONN  
**SEC Connector with 90° plastic**  
connector diam.20mm



Mod. 4000/TAR  
**UREA-AdBlue Suction Kit**  
for 200-1000 tanks



Mod. 3000/R04  
**INOX hose connector 3/4" x 20mm**

Mod. 3000/R06  
**INOX hose connectro 1" x 20mm**